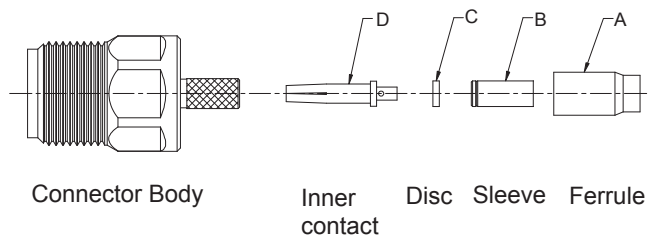


Connector Attachment

For Braided Cable CNT-195 & CNT-195-FR
N Female, Solder Pin, Crimp-type Body

Andrew Institute offers installation training.

Connector: 195PNF-CR



Tools



Safety Knife



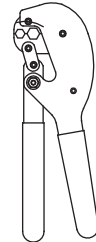
Wire Brush



File




Forfex

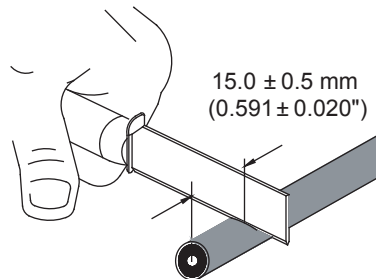


Crimp Tool: CTBC-2

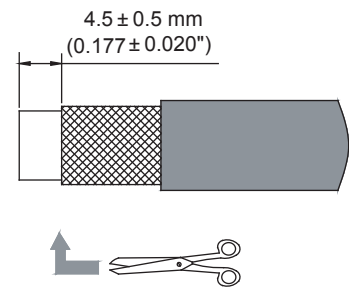
- 1.** Straighten first 200.0 mm (7.874") min. of the cable.



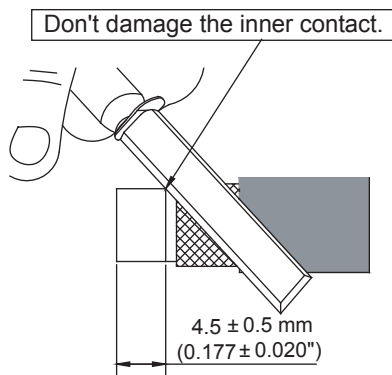
- 2.** Remove 15.0 mm (0.591") of Jacket only.



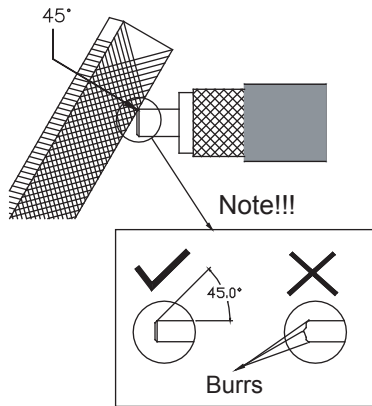
- 3.** Trim 4.5 mm (0.177") of Braid, exposing outer conductor.



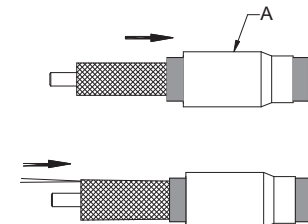
- 4.** Remove 4.5 mm (0.177") of out conductor & foam, exposing center conductor.



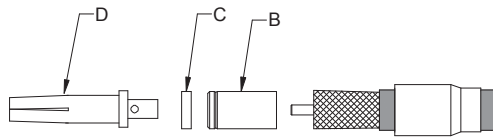
- 5.** Chamfer the center conductor at a 45° angle.



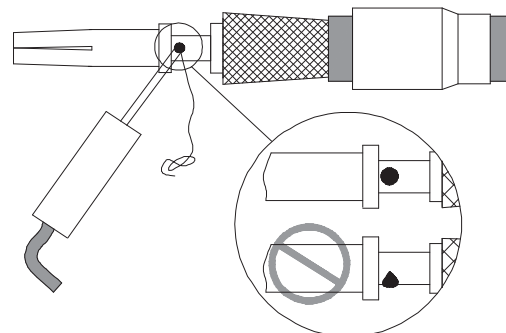
- 6.** Slide the part A onto cable, splay out braid as shown.



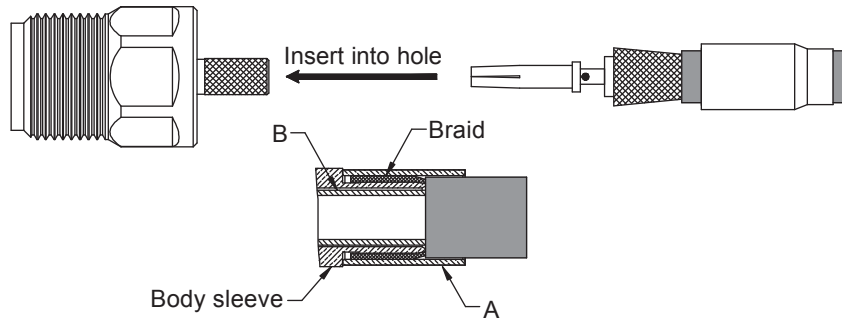
- 7.** Push parts B, C, D onto the cable center conductor.



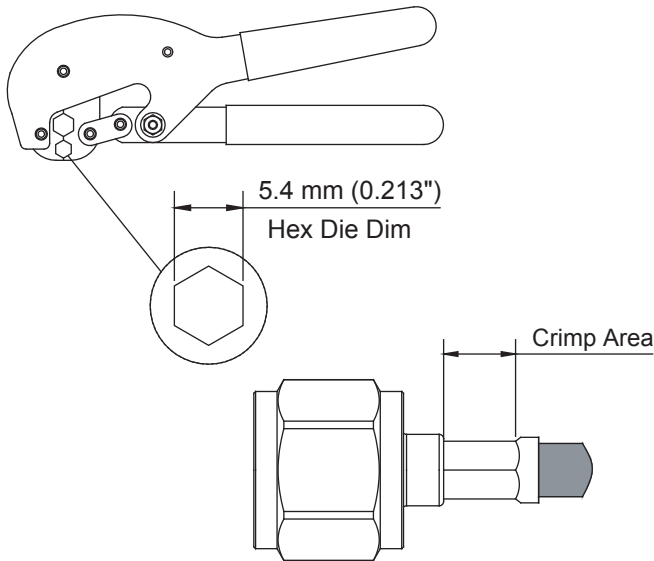
- 8.** Solder part D and cable center conductor together. Inspect soldering point, solder should fill cup but not spill over.



9. The cable attachment must be straight and aligned with the hole of connector insulator. Insert the cable attachment into the connector body until stopped; the part D must be inserted into the hole of insulator. Make sure the braid covers body sleeve and push part A onto braid.

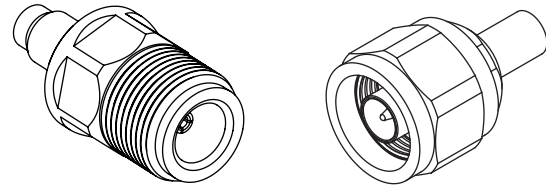



10. Crimp the ferrule at the area as shown. Crimp tool part number is: CTBC-2



11. Coupling torque.

6.2-9.7 lb-in
0.7-1.1 N·m
N type



	表一 有毒有害物质或元素名称及含量标识格式					
	有毒有害物质或元素					
部件名称 (Part Name)	铅 (Pb)	汞 (Hg)	镉 (Cd)	六价铬 (Cr6+)	多溴联苯 (PBB)	多溴二苯醚 (PBDE)
连接器 (Connector)	X	O	O	O	O	O
O: 表示有毒有害物质在该部件所有的均质材料中的含量均在SJ/T 11363-2006规定的限量要求以下。 X: 表示该有毒有害物质至少在该部件的某一均质材料中的含量超出SJ/T 11363-2006规定的限量要求。						

CommScope
1100 CommScope Place SE P.O. Box 339, Hickory, NC 28603-0339
(828) 324-2200 (800) 982-1708
www.commscope.com

Customer Service 24 hours
North America: +1-800-255-1479 (toll free)
Any country: +1-779-435-6500
email: acicustomersupportcenter@commscope.com

Notice: CommScope disclaims any liability or responsibility for the results of improper or unsafe installation, inspection, maintenance, or removal practices.
 Aviso: CommScope no acepta ninguna obligación ni responsabilidad como resultado de prácticas incorrectas o peligrosas de instalación, inspección, mantenimiento o retiro.
 Avis: CommScope décline toute responsabilité pour les conséquences de procédures d'installation, d'inspection, d'entretien ou de retrait incorrectes ou dangereuses.
 Hinweis: CommScope lehnt jede Haftung oder Verantwortung für Schäden ab, die aufgrund unsachgemäßer Installation, Überprüfung, Wartung oder Demontage auftreten.
 Atenção: A CommScope abdica do direito de toda responsabilidade pelos resultados de práticas inadequadas e sem segurança de instalação, inspeção, manutenção ou remoção.
 Avvertenza: CommScope declina eventuali responsabilità derivanti dall'esecuzione di procedure di installazione, ispezione, manutenzione e smontaggio improprie o poco sicure.
 注意: CommScope 公司申明對於不恰當或不安全的安裝、檢驗、維修或拆卸操作所導致的後果不負責任 何義務和責任

