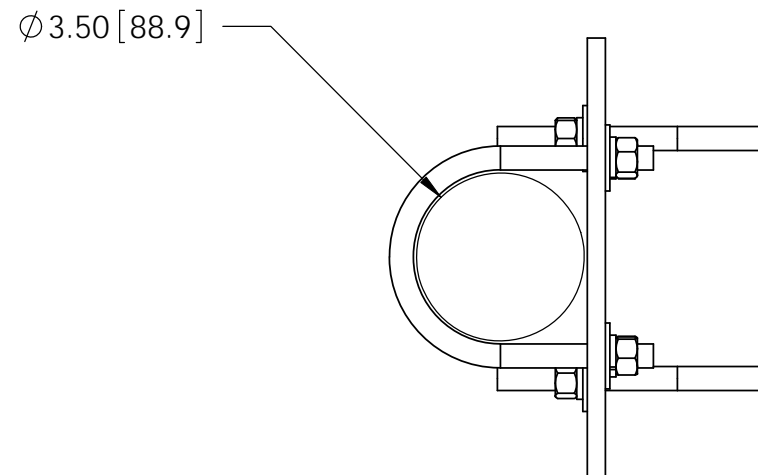
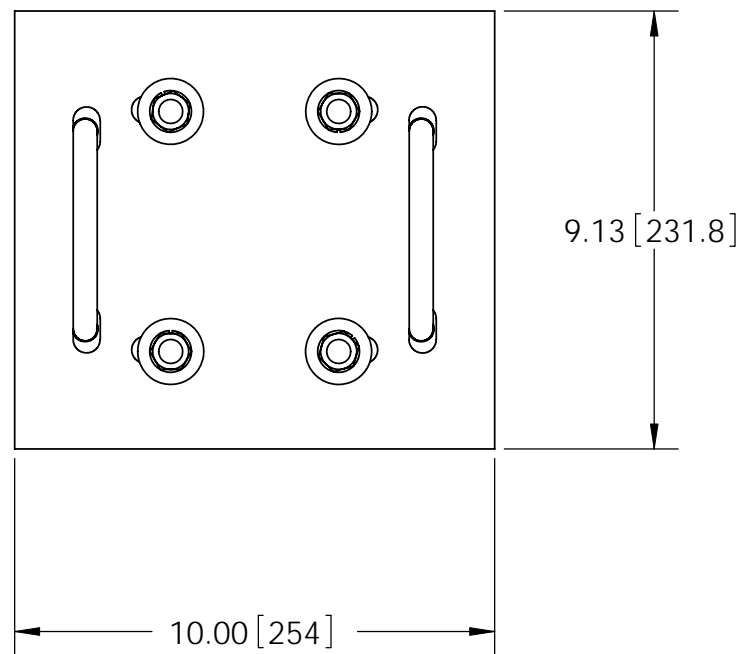
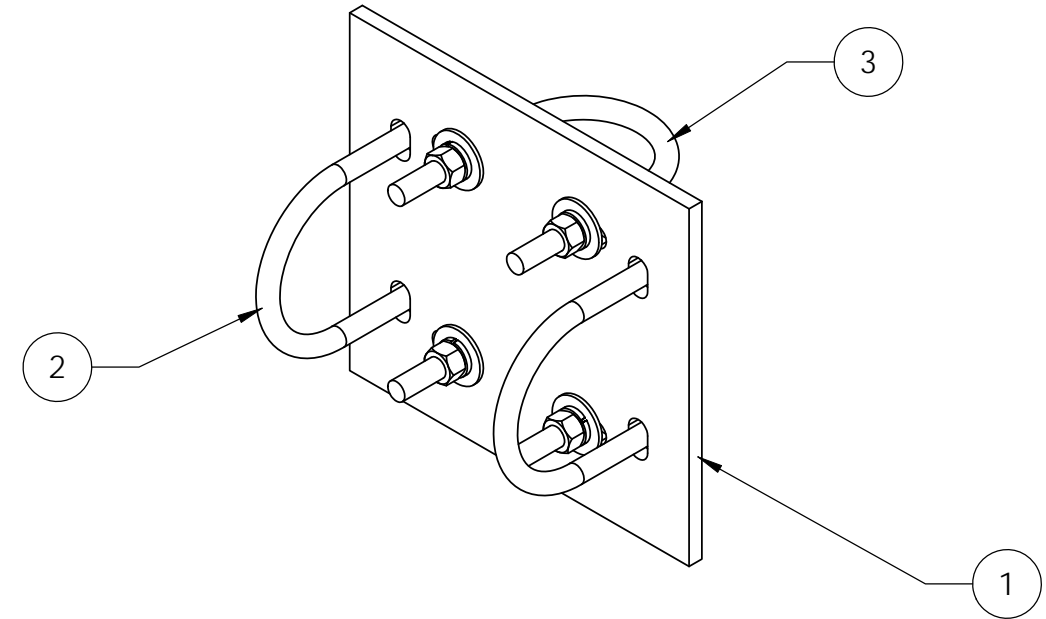
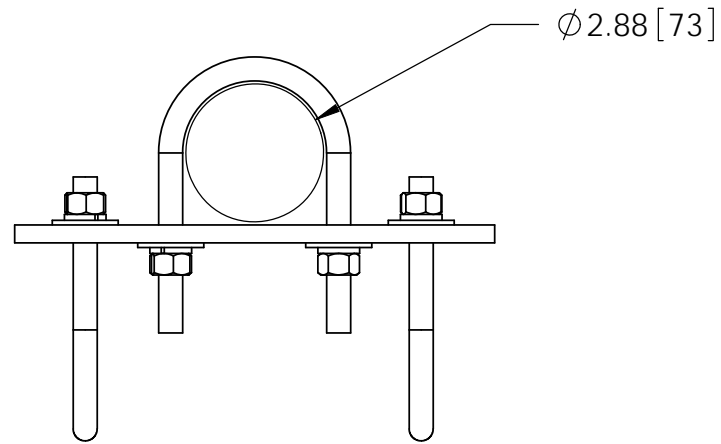


ITEM	PART NO.	DESCRIPTION	QTY.	WEIGHT
1	XP3030.01	CROSSOVER PLATE $\phi 3\text{-}1/2$ " O.D. TO $\phi 3\text{-}1/2$ " O.D.	1	9.17 LBS
2	GUB-4355	1/2" X 3-5/8" X 5" GALV U-BOLT	2	1.30 LBS
3	GUB-4352	1/2" X 3" X 5-1/4" GALV U-BOLT	2	1.30 LBS

REVISIONS				
REV.	ZONE	DESCRIPTION	BY	DATE
A		INITIAL RELEASE	MSM	03/14/12



NOTES:
1. ALL METRIC DIMENSIONS ARE IN BRACKETS.

These drawings and specifications are the proprietary property of CommScope Inc. and may be used only for the specific purpose authorized in writing by CommScope Inc. ALL DIMENSIONS ARE IN INCHES U.O.S. TOLERANCES UNLESS OTHERWISE SPECIFIED: .X = $\pm .12$ ANGLES $\pm 2^\circ$.XX = $\pm .06$ FRACTIONS $\pm 1/32$.XXX = $\pm .03$ REMOVE BURRS AND BREAK EDGES .005 DO NOT SCALE THIS PRINT	DRAWN BY: MSM	SHEET: 1 of 1	PART NUMBER: XP-2530
	CHECKED BY: TP	SCALE: NTS	DESCRIPTION: CROSSOVER PLATE $\phi 2.875$ " O.D. TO $\phi 3.5$ " O.D.
	DATE: 03/14/12	MATERIAL: A36	DRAWING TYPE: ASSEMBLY DRAWING
	REVISION: A	FINISH: GALV A123	WEIGHT: 12.75 LBS