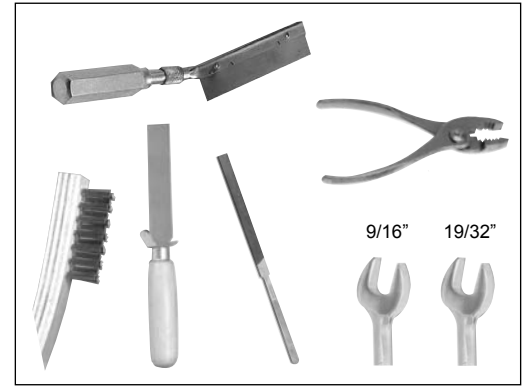



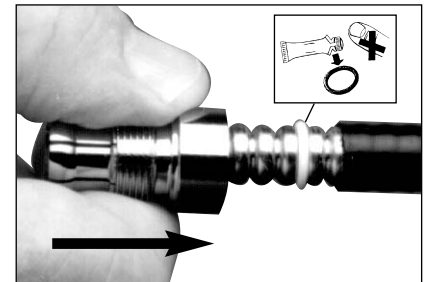
N Connectors for HELIAX® LDF2-50 Coaxial Cable



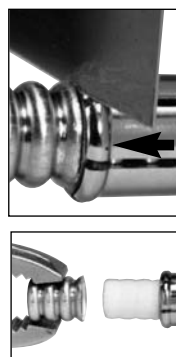
1
Trim cable jacket.
Recortar la envuelta del cable.
Coupez la gaine du câble.
Kabelmantel abziehen.
Retire a capa do cabo.
切整電纜外皮




2
Add O-ring, grease, and clamping nut.
Añadir la junta tórica, la grasa y la tuerca sujetadora.
Mettez en place le joint torique, de la graisse et l'écrou de serrage.
O-Ring und Klemmutter vor Montage einfetten.
Coloque o anel O ring, graxa e a porca de aperto.
加 O 型圈，油脂和緊固螺母



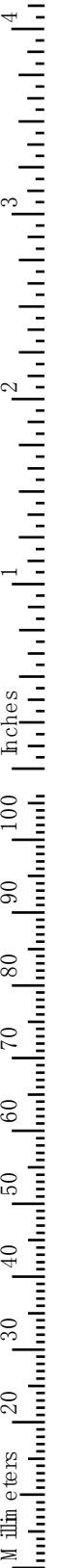
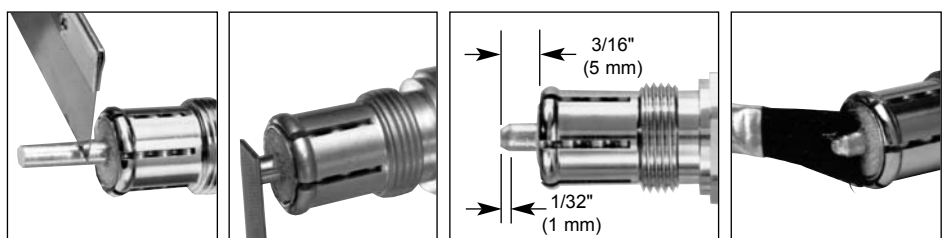
3
While pushing forward on clamp nut, cut outer conductor.
Mientras empuja hacia adelante la tuerca de sujeción, corte el conductor externo.
Tout en poussant l'écrou de serrage vers l'avant, coupez le conducteur extérieur.
Klemmutter auf den Außenleiter schieben und unter Vorwärtsdruck Außenleiter abschneiden.
Encaixe o corpo interno do conector e corte o condutor externo do cabo.
過度緊固



4
Remove foam and adhesive.
Retirar el material de espuma y el adhesivo.
Enlevez la mousse et l'adhésif.
Verschäumung und Klebeband entfernen.
Remove a espuma e o adesivo.
去除泡沫塑料和粘潔劑



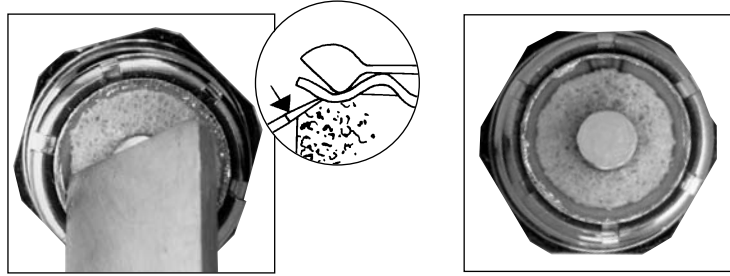
5
Trim inner conductor. Remove debris.
Cortar el conductor interno. Retirar los restos.
Coupez le conducteur intérieur. Enlevez les débris.
Innenleiter abschneiden. Metallspäne entfernen.
Limpe o condutor interno. Remova os detritos.
切整內心導體。去除殘渣



6

Compress foam.
 Comprimir el material de espuma.
 Comprimez la mousse.
 Verschäumung zusammendrücken.
 Comprima a espuma.

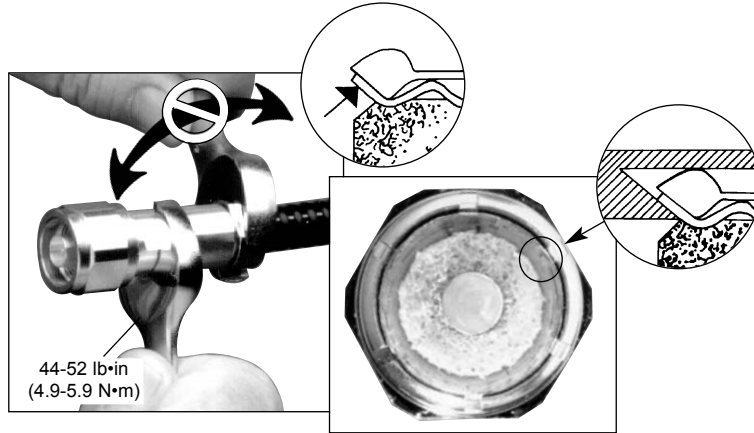
壓緊泡沫塑料



7

Flare outer conductor, examine flare, remove debris
 Acampanar el conductor externo, examinar la forma de campana y retirar los restos.
 Evasez le conducteur extérieur, examinez l'évasement et enlevez les débris.
 Außenleiter aufweiten, Öffnung prüfen und Metallspäne entfernen.
 Flangear o condutor externo, examinar o flangeamento e remover os detritos.

擴張外導體，檢查擴張表面，去除殘骸。

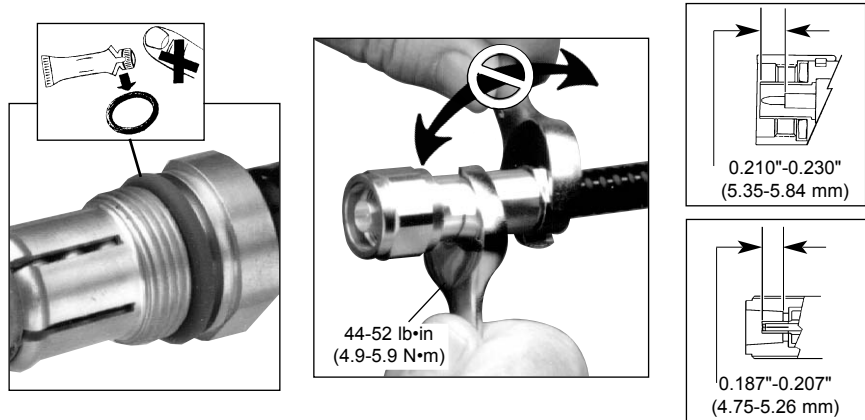


44-52 lb•in
(4.9-5.9 N•m)

8

Add O-ring and grease. Reassemble connector.
 Añadir la junta tórica y grasa. Montar nuevamente el conector.
 Mettez en place le joint torique et graissez. Réassemblez le connecteur.
 O-Ring vor Montage einfetten. Steckverbindung wieder zusammenbauen.
 Coloque o anel em O ring e graxa. Reinstale o conector.

加 O 型圈和油脂。重新裝配接頭



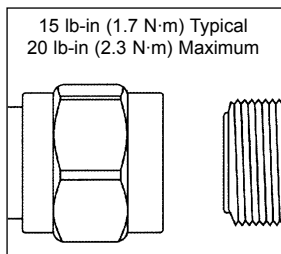
44-52 lb•in
(4.9-5.9 N•m)

0.210"-0.230"
(5.35-5.84 mm)

0.187"-0.207"
(4.75-5.26 mm)

9

Coupling torque.
 Par de acoplamiento.
 Couple de serrage.
 Anschlußdrehmoment.
 Torque de conjugação.
 配合扭矩



15 lb-in (1.7 N-m) Typical
 20 lb-in (2.3 N-m) Maximum

部件名称 (Part Name)	表一 有毒有害物质或元素名称及含量标识格式					
	有毒有害物质或元素					
	铅 (Pb)	汞 (Hg)	镉 (Cd)	六价铬 (Cr6+)	多溴联苯 (PBB)	多溴二苯醚 (PBDE)
连接器 (Connector)	X	O	O	O	O	O

O: 表示有毒有害物质在该部件所有的均质材料中的含量均在SJ/T 11363-2006规定的限量要求以下。
 X: 表示该有毒有害物质至少在该部件的某一均质材料中的含量超出SJ/T 11363-2006规定的限量要求。

Notice: Andrew disclaims any liability or responsibility for the results of improper or unsafe installation, inspection, maintenance, or removal practices.
Aviso: Andrews no acepta ninguna obligación ni responsabilidad como resultado de prácticas incorrectas o peligrosas de instalación, inspección, mantenimiento o retiro.
Avis: Andrew décline toute responsabilité pour les conséquences de procédures d'installation, d'inspection, d'entretien ou de retrait incorrectes ou dangereuses.
Hinweis: Andrew lehnt jede Haftung oder Verantwortung für Schäden ab, die aufgrund unsachgemäßer Installation, Überprüfung, Wartung oder Demontage auftreten.
Atenção: A Andrew abdica do direito de toda responsabilidade pelos resultados de práticas inadequadas e sem segurança de instalação, inspeção, manutenção ou remoção.

注意 Andrew 公司申明對於不恰當或不安全的安裝、檢驗、維修或拆卸操作所導致的後果不負任何義務和責任



This product may be covered by one or more of the following patents, or other patents pending. United States 5,154,636; 5,137,470; 5,354,217; 5,344,051; 5,435,745; 5,595,502; Switzerland, Spain, France, United Kingdom 0 495 467; Germany P692 13 034.9; p692 14 199.5; Italy 70,732-BE/96; 71,436-BE/96; Australia 668,812

Andrew Corporation

3 Westbrook Corporate Center, Suite 900, Westchester, Illinois U.S.A. 60154
 +1 (779) 435-8579 Fax (U.S.A.): 1-800-349-5444
 www.andrew.com

Copyright © 2007 by Andrew Corporation

Customer Service, 24 hours

U.S.A., Canada, Mexico: 1-800-255-1479
 U.K.: 0800 250055
 Other Europe: +44 592 782 612
 China: +86 512-6256-8805