


RV4PX306R



10-port sector antenna, 2x 698–960 and 8x 1710–2690 MHz, 65° HPBW, 5x RET with manual override.

This product will be discontinued on: November 30, 2024

General Specifications

Antenna Type	Sector
Band	Multiband
Grounding Type	RF connector inner conductor and body grounded to reflector and mounting bracket
Performance Note	Outdoor usage
Radome Material	ASA, UV stabilized
Reflector Material	Aluminum
RF Connector Interface	7-16 DIN Female
RF Connector Location	Bottom
RF Connector Quantity, high band	8
RF Connector Quantity, low band	2
RF Connector Quantity, total	10

Remote Electrical Tilt (RET) Information

RET Interface	8-pin DIN Female 8-pin DIN Male
RET Interface, quantity	1 female 1 male
Input Voltage	10–30 Vdc
Internal RET	High band (4) Low band (1)
Power Consumption, idle state, maximum	2 W
Power Consumption, normal conditions, maximum	13 W
Protocol	3GPP/AISG 2.0 (Single RET)

Dimensions

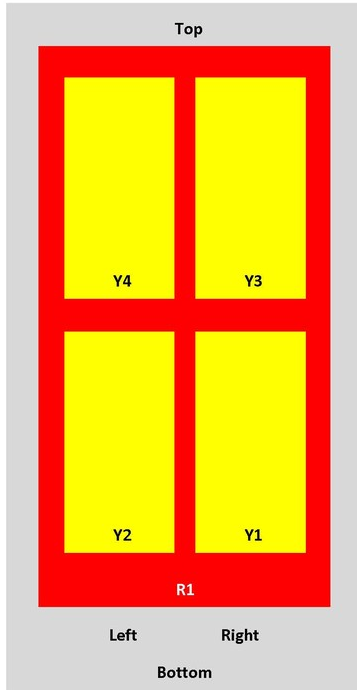
Width	353 mm 13.898 in
--------------	--------------------

RV4PX306R

Depth	209 mm 8.228 in
Length	1599 mm 62.953 in
Net Weight, without mounting kit	24 kg 52.911 lb

Array Layout

RV4PX



Array	Freq (MHz)	Comms	RET (SRET)	AISG RET UID
R1	698-960	1-2	1	ARXXXXXXXXXXXXX1
Y1	1710-2690	3-4	2	ARXXXXXXXXXXXXX2
Y2	1710-2690	5-6	3	ARXXXXXXXXXXXXX3
Y3	1710-2690	7-8	4	ARXXXXXXXXXXXXX4
Y4	1710-2690	9-10	5	ARXXXXXXXXXXXXX5

View from the front of the antenna
(Sizes of colored boxes are not true depictions of array sizes)

Electrical Specifications

Impedance	50 ohm
Operating Frequency Band	1710 – 2690 MHz 698 – 960 MHz
Polarization	±45°

Electrical Specifications

Frequency Band, MHz	698–790	790–890	890–960	1710–1920	1920–2180	2300–2690
----------------------------	----------------	----------------	----------------	------------------	------------------	------------------

RV4PX306R

Gain, dBi	14.2	14.4	14.9	14.7	15.2	16.1
Beamwidth, Horizontal, degrees	68	69	63	63	63	62
Beamwidth, Vertical, degrees	16.4	14.9	13.6	13.7	12.2	9.7
Beam Tilt, degrees	0–10	0–10	0–10	0–10	0–10	0–10
USLS (First Lobe), dB	18	18	18	18	18	18
Null Fill, dB	-22	-22	-22	-22	-22	-22
Front-to-Back Ratio at 180°, dB	23	23	23	27	28	28
CPR at Boresight, dB	16	12	12	17	15	14
CPR at Sector, dB	8	8	6	5	3	2
Isolation, Cross Polarization, dB	25	25	25	25	25	25
Isolation, Inter-band, dB	30	30	30	30	30	30
VSWR Return loss, dB	1.43 15.0	1.43 15.0	1.43 15.0	1.5 14.0	1.5 14.0	1.5 14.0
PIM, 3rd Order, 2 x 20 W, dBc	-150	-150	-150	-150	-150	-150
Input Power per Port, maximum, watts	300	300	300	250	250	250

Electrical Specifications, BASTA

Frequency Band, MHz	698–790	790–890	890–960	1710–1920	1920–2180	2300–2690
Gain by all Beam Tilts, average, dBi	14	14.2	14.6	14.6	15	15.8
Gain by all Beam Tilts Tolerance, dB	±0.2	±0.2	±0.3	±0.5	±0.4	±0.5
Gain by Beam Tilt, average, dBi	0° 14.0 5° 14.0 10° 14.0	0° 14.2 5° 14.2 10° 14.1	0° 14.6 5° 14.6 10° 14.6	0° 14.6 5° 14.6 10° 14.6	0° 15.0 5° 15.0 10° 15.1	0° 16.0 5° 15.8 10° 15.6
Beamwidth, Horizontal Tolerance, degrees	±1.4	±1.2	±1.6	±2.5	±3.5	±6.4
Beamwidth, Vertical Tolerance, degrees	±0.8	±0.8	±0.5	±0.9	±1	±0.9
USLS, beampeak to 20° above beampeak, dB	18	18	18	18	18	18
Front-to-Back Total Power at 180° ± 30°, dB	25	23	23	23	25	25
CPR at Boresight, dB	17	13	13	20	17	18
CPR at Sector, dB	10	10	8	7	5	4

Mechanical Specifications

RV4PX306R

Wind Loading @ Velocity, frontal	681.0 N @ 150 km/h (153.1 lbf @ 150 km/h)
Wind Loading @ Velocity, lateral	265.0 N @ 150 km/h (59.6 lbf @ 150 km/h)
Wind Loading @ Velocity, rear	699.0 N @ 150 km/h (157.1 lbf @ 150 km/h)
Wind Speed, maximum	250 km/h (155 mph)

Packaging and Weights

Width, packed	427 mm 16.811 in
Depth, packed	325 mm 12.795 in
Length, packed	1787 mm 70.354 in
Weight, gross	39 kg 85.98 lb

Regulatory Compliance/Certifications

Agency	Classification
CE	Compliant with the relevant CE product directives
CHINA-ROHS	Above maximum concentration value
ISO 9001:2015	Designed, manufactured and/or distributed under this quality management system
REACH-SVHC	Compliant as per SVHC revision on www.commscope.com/ProductCompliance
ROHS	Compliant/Exempted
UK-ROHS	Compliant/Exempted



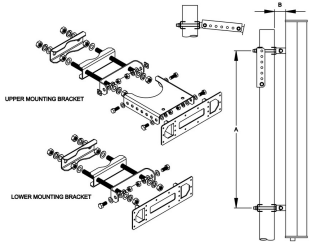
Included Products

T-041-GL-E	-	Adjustable Tilt Pipe Mounting Kit for 2.0"-4.5" (60-115mm) OD round members for panel antennas. Includes 2 clamp sets.
------------	---	--

* Footnotes

Performance Note	Severe environmental conditions may degrade optimum performance
-------------------------	---

T-041-GL-E



Adjustable Tilt Pipe Mounting Kit for 2.0"-4.5" (60-115mm) OD round members for panel antennas. Includes 2 clamp sets.

Product Classification

Product Type Adjustable tilt mounting kit

General Specifications

Application Outdoor

Color Silver

Dimensions

Compatible Length, maximum 1500 mm | 59.055 in

Compatible Length, minimum 1200 mm | 47.244 in

Compatible Diameter, maximum 115 mm | 4.528 in

Compatible Diameter, minimum 60 mm | 2.362 in

Antenna-to-Pipe Distance 85 mm | 3.346 in

Bracket-to-Bracket Distance 976 mm | 38.425 in

Weight, net 5.5 kg | 12.125 lb

Material Specifications

Material Type Galvanized steel

Mechanical Specifications

Mechanical Tilt 0°-12° in steps of 2°

Packaging and Weights

Included Brackets | Hardware

Packaging quantity 1

Regulatory Compliance/Certifications

Agency	Classification
CE	Compliant with the relevant CE product directives

T-041-GL-E

CHINA-ROHS	Below maximum concentration value
ISO 9001:2015	Designed, manufactured and/or distributed under this quality management system
REACH-SVHC	Compliant as per SVHC revision on www.commscope.com/ProductCompliance
ROHS	Compliant
UK-ROHS	Compliant

