


# JAHH-65B-R3B



8-port sector antenna, 2x 698–787, 2x 824–894 and 4x 1695–2360 MHz, 65° HPBW, 3x RET and low bands have diplexers. Internal SBT's on first LB(Port 1) and first HB(Port 5).

- Internal SBT on low and high band allow remote RET control from the radio over the RF jumper cable
- One RET for 700MHz, one RET for 850MHz, and one RET for both high bands to ensure same tilt level for 4x Rx or 4x MIMO
- Internal filter on low band and interleaved dipole technology providing for attractive, low wind load mechanical package
- Separate RS-485 RET input/output for low and high band

## General Specifications

<b>Antenna Type</b>	Sector
<b>Band</b>	Multiband
<b>Color</b>	Light Gray (RAL 7035)
<b>Grounding Type</b>	RF connector body grounded to reflector and mounting bracket
<b>Performance Note</b>	Outdoor usage   Wind loading figures are validated by wind tunnel measurements described in white paper WP-112534-EN
<b>Radome Material</b>	Fiberglass, UV resistant
<b>Radiator Material</b>	Aluminum   Low loss circuit board
<b>Reflector Material</b>	Aluminum
<b>RF Connector Interface</b>	4.3-10 Female
<b>RF Connector Location</b>	Bottom
<b>RF Connector Quantity, high band</b>	4
<b>RF Connector Quantity, low band</b>	4
<b>RF Connector Quantity, total</b>	8

## Remote Electrical Tilt (RET) Information

<b>RET Interface</b>	8-pin DIN Female   8-pin DIN Male
<b>RET Interface, quantity</b>	2 female   2 male
<b>Input Voltage</b>	10–30 Vdc
<b>Internal Bias Tee</b>	Port 1   Port 5
<b>Internal RET</b>	High band (1)   Low band (2)

# JAHH-65B-R3B


<b>Power Consumption, idle state, maximum</b>	2 W
<b>Power Consumption, normal conditions, maximum</b>	13 W
<b>Protocol</b>	3GPP/AISG 2.0 (Single RET)

## Dimensions

<b>Width</b>	350 mm   13.78 in
<b>Depth</b>	208 mm   8.189 in
<b>Length</b>	1828 mm   71.969 in
<b>Net Weight, without mounting kit</b>	29.2 kg   64.375 lb

## Array Layout

JAHH-65A-R3B JAHH-65B-R3B JAHH-65C-R3B



Array	Freq (MHz)	Conns	RET (SRET)	AISG RET UID
R1	698-798	1-2	1	ANXXXXXXXXXXXXXXX1
R2	824-894	3-4	2	ANXXXXXXXXXXXXXXX2
Y1	1695-2360	5-6	3	ANXXXXXXXXXXXXXXX3
Y2	1695-2360	7-8		

View from the front of the antenna

(Sizes of colored boxes are not true depictions of array sizes)

## Electrical Specifications

# JAHH-65B-R3B

<b>Impedance</b>	50 ohm
<b>Operating Frequency Band</b>	1695 – 2360 MHz   698 – 787 MHz   824 – 894 MHz
<b>Polarization</b>	±45°

## Electrical Specifications

Frequency Band, MHz	698–787	824–894	1695–1880	1850–1990	1920–2200	2300–2360
<b>Gain, dBi</b>	14.5	15.8	18	18.4	18.5	18.8
<b>Beamwidth, Horizontal, degrees</b>	67	65	63	63	65	68
<b>Beamwidth, Vertical, degrees</b>	12.4	10.5	5.7	5.2	4.9	4.4
<b>Beam Tilt, degrees</b>	2–14	2–14	0–10	0–10	0–10	0–10
<b>USLS (First Lobe), dB</b>	18	18	20	20	21	23
<b>Front-to-Back Ratio at 180°, dB</b>	32	34	31	35	36	38
<b>Isolation, Cross Polarization, dB</b>	25	25	25	25	25	25
<b>Isolation, Inter-band, dB</b>	30	30	30	30	30	30
<b>VSWR   Return loss, dB</b>	1.5   14.0	1.5   14.0	1.5   14.0	1.5   14.0	1.5   14.0	1.5   14.0
<b>PIM, 3rd Order, 2 x 20 W, dBc</b>	-153	-153	-153	-153	-153	-153
<b>Input Power per Port at 50°C, maximum, watts</b>	200	200	300	300	300	250

## Electrical Specifications, BASTA

Frequency Band, MHz	698–787	824–894	1695–1880	1850–1990	1920–2200	2300–2360
<b>Gain by all Beam Tilts, average, dBi</b>	14.3	14.9	17.6	18.1	18.2	18.5
<b>Gain by all Beam Tilts Tolerance, dB</b>	±0.3	±0.5	±0.6	±0.4	±0.5	±0.6
<b>Gain by Beam Tilt, average, dBi</b>	2°   14.3 8°   14.3 14°   14.3	2°   15.0 8°   14.9 14°   15.4	0°   17.2 5°   17.6 10°   17.6	0°   17.6 5°   18.2 10°   18.2	0°   17.7 5°   18.3 10°   18.3	0°   17.9 5°   18.7 10°   18.7
<b>Beamwidth, Horizontal Tolerance, degrees</b>	±1.2	±1.4	±4.0	±2.4	±2.9	±2.7
<b>Beamwidth, Vertical Tolerance, degrees</b>	±0.9	±0.5	±0.3	±0.2	±0.3	±0.1
<b>USLS, beampeak to 20° above beampeak, dB</b>	18	17	17	18	19	18
<b>Front-to-Back Total Power at 180° ± 30°, dB</b>	25	24	26	29	27	29

# JAHH-65B-R3B

<b>CPR at Boresight, dB</b>	22	23	20	21	21	24
<b>CPR at Sector, dB</b>	11	12	11	11	11	8

## Mechanical Specifications

<b>Effective Projective Area (EPA), frontal</b>	0.28 m <sup>2</sup>   3.014 ft <sup>2</sup>
<b>Effective Projective Area (EPA), lateral</b>	0.24 m <sup>2</sup>   2.583 ft <sup>2</sup>
<b>Mechanical Tilt Range</b>	0°–16°
<b>Wind Loading @ Velocity, frontal</b>	301.0 N @ 150 km/h (67.7 lbf @ 150 km/h)
<b>Wind Loading @ Velocity, lateral</b>	254.0 N @ 150 km/h (57.1 lbf @ 150 km/h)
<b>Wind Loading @ Velocity, maximum</b>	638.0 N @ 150 km/h (143.4 lbf @ 150 km/h)
<b>Wind Loading @ Velocity, rear</b>	319.0 N @ 150 km/h (71.7 lbf @ 150 km/h)
<b>Wind Speed, maximum</b>	241 km/h (150 mph)

## Packaging and Weights

<b>Width, packed</b>	456 mm   17.953 in
<b>Depth, packed</b>	357 mm   14.055 in
<b>Length, packed</b>	1975 mm   77.756 in
<b>Weight, gross</b>	42.5 kg   93.696 lb

## Regulatory Compliance/Certifications

<b>Agency</b>	<b>Classification</b>
CHINA-ROHS	Above maximum concentration value
ISO 9001:2015	Designed, manufactured and/or distributed under this quality management system
ROHS	Compliant/Exempted
UK-ROHS	Compliant/Exempted




## Included Products

BSAMNT-3	–	Wide Profile Antenna Downtilt Mounting Kit for 2.4 - 4.5 in (60 - 115 mm) OD round members. Kit contains one scissor top bracket set and one bottom bracket set.
----------	---	--

## \* Footnotes

<b>Performance Note</b>	Severe environmental conditions may degrade optimum performance
-------------------------	---

# BSAMNT-3



Wide Profile Antenna Downtilt Mounting Kit for 2.4 - 4.5 in (60 - 115 mm) OD round members. Kit contains one scissor top bracket set and one bottom bracket set.

## Product Classification

**Product Type** Downtilt mounting kit

## General Specifications

**Application** Outdoor

**Color** Silver

## Dimensions

**Compatible Diameter, maximum** 115 mm | 4.528 in

**Compatible Diameter, minimum** 60 mm | 2.362 in

**Weight, net** 6.2 kg | 13.669 lb

## Material Specifications

**Material Type** Galvanized steel

## Packaging and Weights

**Included** Brackets | Hardware

**Packaging quantity** 1

**Weight, gross** 6.4 kg | 14.11 lb

## Regulatory Compliance/Certifications

Agency	Classification
CE	Compliant with the relevant CE product directives
CHINA-ROHS	Below maximum concentration value
ISO 9001:2015	Designed, manufactured and/or distributed under this quality management system
REACH-SVHC	Compliant as per SVHC revision on <a href="http://www.commscope.com/ProductCompliance">www.commscope.com/ProductCompliance</a>
ROHS	Compliant
UK-ROHS	Compliant

# BSAMNT-3

---

